




A. Data from Exclusive POCSO Courts**Progress Update :- Month : August, 2023**

1	Name of District	Sivasagar
2	No. of Functional Courts	1
3	Balance cases brought forward from previous months	48
4	New cases Registered in the month	3
5	Total Cases (3+4)	51
6	Total cases Disposed in the Month	5
6 (i)	Out of total cases disposed of, number of cases Disposed of within 2 months (since the date of charge sheet)	
6 (ii)	Out of total cases disposed of, number of cases Disposed of within 2 to 12 months (since the date of charge sheet)	4
6 (iii)	Out of total cases disposed of, number of cases Disposed of beyond 12 months (since the date of charge sheet)	1
7	Total Pending cases at the end of the month Note : Total pending cases (7) = Total Cases (5) - Total cases Disposed of in the month (6)	46
7 (i)	Out of total pending cases, cases pending for less than 2 months (since the date of charge sheet)	3
7 (ii)	Out of total pending cases, cases pending for 2 to 12 months (since the date of charge sheet)	28
7 (iii)	Out of total pending cases, cases pending for more than 12 months to 5 Years (since the date of charge sheet)	13
7 (iv)	Out of total pending cases, cases pending for more than 5 Years (since the date of charge sheet)	2
8	Conviction Rate (Out of 100 in percentage)	40.00%
9	Remarks	


District & Sessions Judge (i/c),
Sivasagar. 

B. FTSC for Cases Related to Rape and/ or Combined Rape and POCSO Act**Progress Update :- Month : August, 2023****District : Sivasagar****No of Functional Courts : 3**

SI No	FTSC for Cases Related to Rape and/ or Combined Rape and POCSO Act	Rape (A)	POCSO (B)	Total (A+B)
1	No. of Balance cases brought forward from previous months	62	48	110
2	New cases Registered in the month	2	3	5
3	Total Cases (1+2)	64	51	115
4	Total cases Disposed off in the Month	8	5	13
4 (i)	Out of total cases disposed of, number of cases Disposed of within 2 months (since the date of charge sheet)			0
4 (ii)	Out of total cases disposed of, number of cases Disposed of within 2 to 12 months (since the date of charge sheet)	1	4	5
4 (iii)	Out of total cases disposed of, number of cases Disposed of beyond 12 months (since the date of charge sheet)	7	1	8
5	Total Pending cases at the end of the month Note : Total pending cases (5) = Total Cases (3) - Total cases Disposed of in the month (4)	56	46	102
5 (i)	Out of total pending cases, cases pending for less than 2 months (since the date of charge sheet)	3	3	6
5 (ii)	Out of total pending cases, cases pending for 2 to 12 months (since the date of charge sheet)	24	28	52
5 (iii)	Out of total pending cases, cases pending for more than 12 months to 5 Years (since the date of charge sheet)	15	13	28
5 (iv)	Out of total pending cases, cases pending for more than 5 Years (since the date of charge sheet)	14	2	16
6	Conviction Rate (Out of 100 in percentage)	25%	40.00%	30.77%
7	Remarks			


District & Sessions Judge (i/c),
Sivasagar. (A)