




A. Data from Exclusive POCSO Courts**Progress Update :- Month : April, 2023**

1	Name of District	Sivasagar
2	No. of Functional Courts	1
3	Balance cases brought forward from previous months	55
4	New cases Registered in the month	7
5	Total Cases (3+4)	62
6	Total cases Disposed in the Month	10
6 (i)	Out of total cases disposed of, number of cases Disposed of within 2 months (since the date of charge sheet)	0
6 (ii)	Out of total cases disposed of, number of cases Disposed of within 2 to 12 months (since the date of charge sheet)	6
6 (iii)	Out of total cases disposed of, number of cases Disposed of beyond 12 months (since the date of charge sheet)	4
7	Total Pending cases at the end of the month Note : Total pending cases (7) = Total Cases (5) - Total cases Disposed of in the month (6)	52
7 (i)	Out of total pending cases, cases pending for less than 2 months (since the date of charge sheet)	22
7 (ii)	Out of total pending cases, cases pending for 2 to 12 months (since the date of charge sheet)	11
7 (iii)	Out of total pending cases, cases pending for more than 12 months to 5 Years (since the date of charge sheet)	16
7 (iv)	Out of total pending cases, cases pending for more than 5 Years (since the date of charge sheet)	3
8	Conviction Rate (Out of 100 in percentage)	30.00%
9	Remarks	


District & Sessions Judge (i/c),
Sivasagar. 

B. FTSC for Cases Related to Rape and/ or Combined Rape and POCSO Act**Progress Update :- Month : April, 2023****District : Sivasagar****No of Functional Courts : 3**

SI No	FTSC for Cases Related to Rape and/ or Combined Rape and POCSO Act	Rape (A)	POCSO (B)	Total (A+B)
1	No. of Balance cases brought forward from previous months	63	55	118
2	New cases Registered in the month	1	7	8
3	Total Cases (1+2)	64	62	126
4	Total cases Disposed off in the Month	0	10	10
4 (i)	Out of total cases disposed of, number of cases Disposed of within 2 months (since the date of charge sheet)		0	0
4 (ii)	Out of total cases disposed of, number of cases Disposed of within 2 to 12 months (since the date of charge sheet)		6	6
4 (iii)	Out of total cases disposed of, number of cases Disposed of beyond 12 months (since the date of charge sheet)		4	4
5	Total Pending cases at the end of the month Note : Total pending cases (5) = Total Cases (3) - Total cases Disposed of in the month (4)	64	52	116
5 (i)	Out of total pending cases, cases pending for less than 2 months (since the date of charge sheet)	3	22	25
5 (ii)	Out of total pending cases, cases pending for 2 to 12 months (since the date of charge sheet)	14	11	25
5 (iii)	Out of total pending cases, cases pending for more than 12 months to 5 Years (since the date of charge sheet)	26	16	42
5 (iv)	Out of total pending cases, cases pending for more than 5 Years (since the date of charge sheet)	21	3	24
6	Conviction Rate (Out of 100 in percentage)	0	30.00%	72.73%
7	Remarks			


District & Sessions Judge (i/c),
Sivasagar. 